



Southern Regional Local Scholarship Program

Application Deadline

January 31 at 5:00 p.m.

The online application will not be accessible after January 31.



Steps to Access Application

Go to www.srsd.net

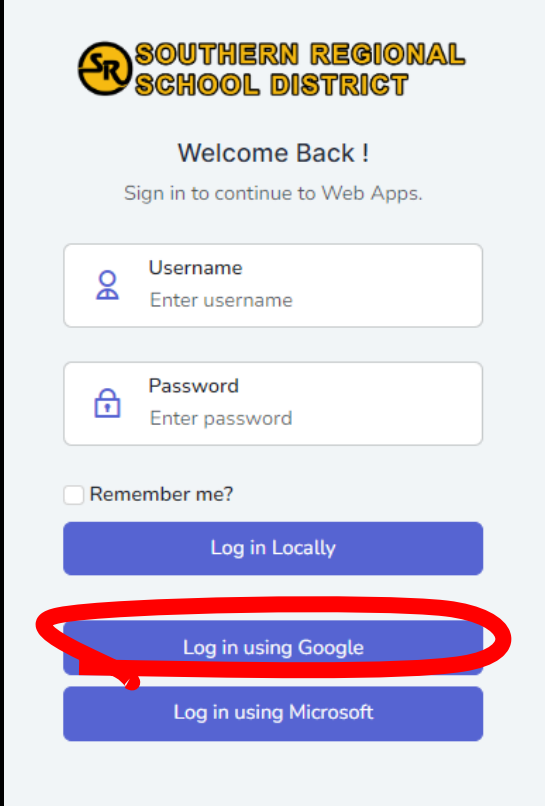
- Go to Guidance tab
- Select Scholarships
- Click Scholarship Application
- Click [Apply Now](#)



Network Login

You will need to log into your district google account to get started by clicking on “Log in using Google”

- **Username (Google Account):** first letter of first name, last name, and the last 2 digits of your graduation year, and then @srsd.org (ex. chenry26@srsd.org)
- **Password:** the password you use to log into your District Google Account



SRS SOUTHERN REGIONAL SCHOOL DISTRICT

Welcome Back !
Sign in to continue to Web Apps.

Username
Enter username

Password
Enter password

Remember me?

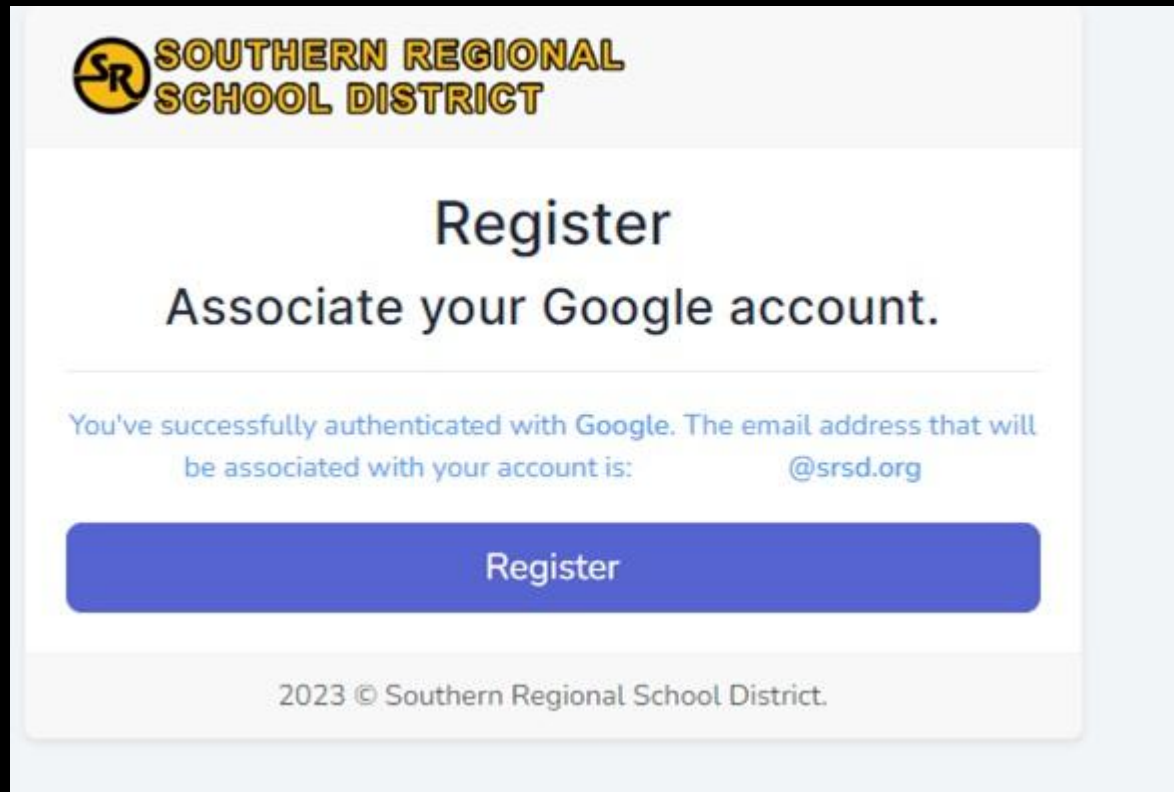
Log in Locally

Log in using Google

Log in using Microsoft

First Time Logging In

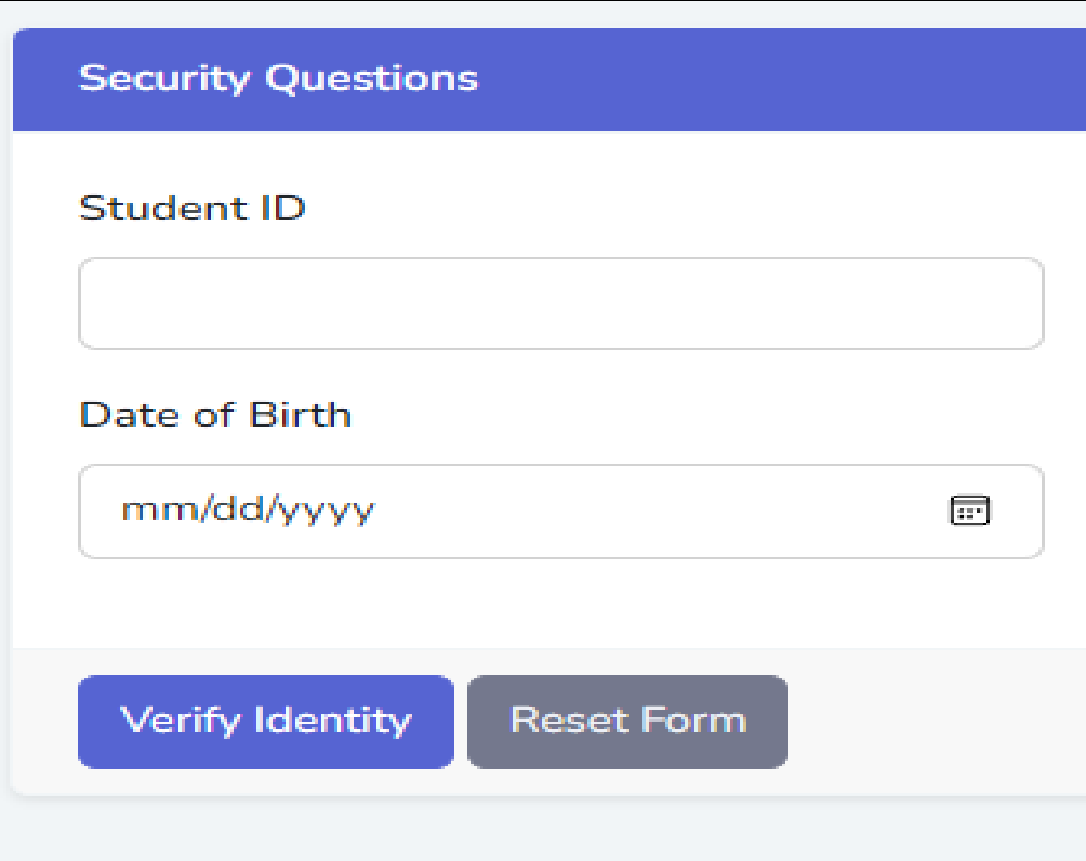
If you are logging into the Application for the first time using your Google Account, you will need to click “Register” after you provide your Google Credentials.



The screenshot shows a registration page for the Southern Regional School District. At the top left is the logo, which consists of a yellow circle containing the letters 'SR' in black, followed by the text 'SOUTHERN REGIONAL SCHOOL DISTRICT' in yellow. The main heading is 'Register' in a large, dark font, with the sub-heading 'Associate your Google account.' below it. A horizontal line separates this from the next section, which contains the text 'You've successfully authenticated with Google. The email address that will be associated with your account is: @srsd.org'. Below this text is a large, blue, rounded rectangular button with the word 'Register' in white. At the bottom of the page, there is a footer that reads '2023 © Southern Regional School District.'

Logging into the Application

- Enter your five-digit student ID
- Enter your date of birth
- Click “Verify Identity”




The image shows a web form titled "Security Questions" with a blue header. Below the header, there are two input fields. The first is labeled "Student ID" and is an empty text box. The second is labeled "Date of Birth" and contains the placeholder text "mm/dd/yyyy" with a calendar icon on the right side. At the bottom of the form, there are two buttons: a blue "Verify Identity" button and a grey "Reset Form" button.

Security Questions

Student ID

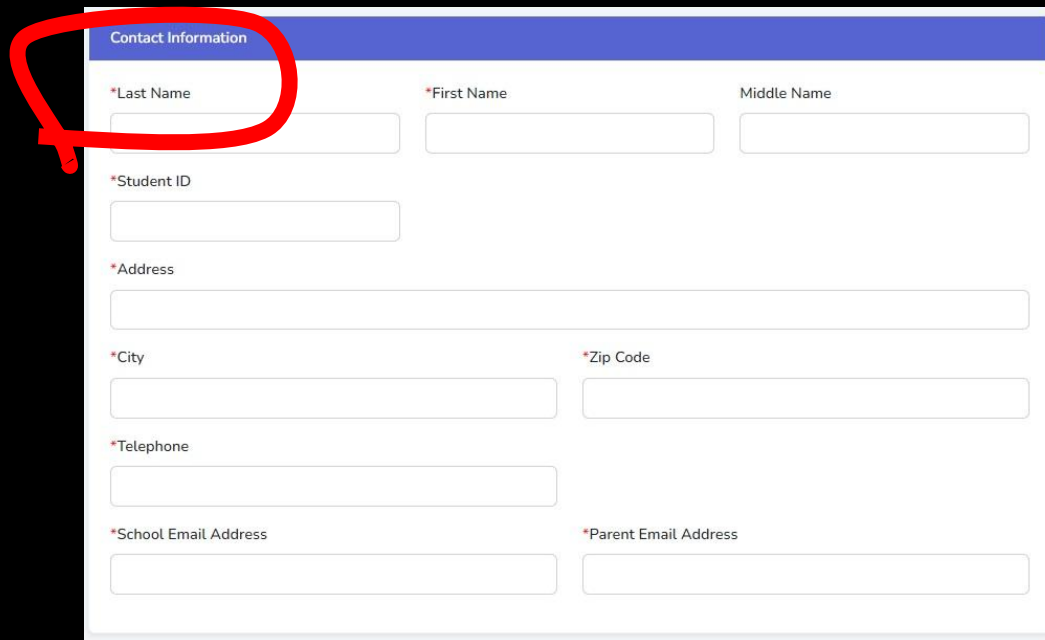
Date of Birth



Verify Identity **Reset Form**

Application Instructions

- Fields marked with a red asterisk must be completed for the form to be submitted
- Click SAVE when complete
- If you are unable to complete the application in one session, you can select SAVE AS DRAFT.
- If you save as a draft, you must go back and click SAVE by January 31.



The image shows a screenshot of a web form titled "Contact Information". The form contains several input fields, each with a red asterisk indicating it is required. A red circle is drawn around the asterisk on the "Last Name" field. The fields are: Last Name, First Name, Middle Name, Student ID, Address, City, Zip Code, Telephone, School Email Address, and Parent Email Address.

Contact Information		
*Last Name	*First Name	Middle Name
<input type="text"/>	<input type="text"/>	<input type="text"/>
*Student ID		
<input type="text"/>		
*Address		
<input type="text"/>		
*City	*Zip Code	
<input type="text"/>	<input type="text"/>	
*Telephone		
<input type="text"/>		
*School Email Address	*Parent Email Address	
<input type="text"/>	<input type="text"/>	

Confirmation Process

- Once you SAVE the scholarship application, three confirmation emails are sent to the following:
 1. Parent email entered in application
 2. Student's school email account
 3. Ms. Kristie Prescott, Scholarship Project Manager
- Confirmation emails are not sent when you SAVE AS DRAFT

Local Scholarships List

Scholarships are added regularly as we receive information from donors.

To view the current list, go to www.srsd.net

- Go to Guidance tab
- Select Scholarships
- Click Scholarship Lists
- To view click [Local Scholarships](#)


Additional Application Requirements

- Some Local Scholarship donors require additional information (application, essay, transcripts, etc...)
- Additional requirements can be found under attachments (see below)
- Make sure to follow donor requests and return the required information to the donor by their deadline
- Check often as this information is updated as more scholarships are added

Frank & Arlene Servis Memorial Scholarship	9/18/2025	Donor	2 @ \$300.00	Student must be a Waretown resident. Student must submit a brief essay about their, hobbies, grades, volunteering and college plans and major. (one boy & one girl will be selected)	Frank & Arlene Servis Memorial Scholarship Due Date: Monday, March 2, 2026
Frank A. Petillo, Jr. Foundation Memorial Scholarship	10/6/2025	Donor	3 @ \$1,000.00	Scholarships for Students Studying in the Arts.	

Scholarship Recipient Selection Process

- Ninety percent of the donor organizations select the recipient/s
- The Southern Regional High School Scholarship Committee selects the remaining recipients based on the donors' criteria



Invitations

Only students selected to receive a scholarship will be invited to the Scholarship Awards Ceremony.

- Invitations will be emailed to students and parents on **May 11 at 3:00 p.m.**
- Please follow the link in the student's email to RSVP by **May 17**
- The Scholarship Awards Ceremony will take place on **May 28 at 7:00 p.m.**
 - **Attendance is expected**
 - **A thank-you letter to the donor is also expected**